




LAMINATE WORKTOPS 2009 - 2010

GetaLit[®]

 **WESTAG &
GETALIT AG**




STONE | GREY COOLNESS



green rock granite
| CT 521 C |




stone gray
| ST 451 C |



stone black white
| ST 12 C |




granite pepper grain
| CRG 494 C |




grey speckle
| RS 431 C |




campino concrete
| H 437 Cr |




kamala blue
| C 462 BG |




urbano
| BN 744 Cr |




campino patina
| H 317 Cr |



campino metal
| H 674 Cr |




terrazzo stone
| MK 214 Cr |



quartz anthrazit
| H 180 Cr |



granite chestnut
| Ci 136 C |




terrazzo black
| MK 171 Cr |*1




terrazzo adige
| MK 194 Cr |*1



makalu
| LE 734 Pe |



moon star
| BT 144 C |*1




kleopatra black gold
| KP 116 C |


*1 These decors are also available in HighGloss surface.




Photo: Mereway Kitchens - Lastra pergmn and cappuccino gloss



midnight magic
| FM 137 Fb |




granite anthrazit
| GN 113 C |



porto slate
| SC 475 Pe |




rena black blue gloss
| RE 128 BG |



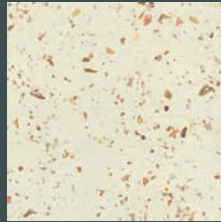
granite black
| GT 117 C |




STONE | SAND SPECTACLE




marble manila
| SL 239 C |



lucca champanger
| LU 376 C |




kleopatra yellow
| KP 934 Fb |



kamala grey
| C 438 Cr |



grey flint
| FM 322 Fb |



granite beach
| GR 621 C |




granite crystal
| GT 463 Cr |




freestone grey
| FR 418 C |




sand stone
| FN 371 Fb |




granite walnut
| G 169 C |




granite baltik
| GT 741 C |



marble italy
| C 127 Fb |



granite ocher
| GT 479 C |



granite red
| GT 617 C |*1








Photo: Mereway Kitchens - Lastra red silk alum glazed


UNI | ELEGANCE



white
| A 242 Cr |*1



sand
| A 320 Cr |



cappuccino
| A 332 Cr |




black
| A 1 Cr |


*1 These decors are also available in HighGloss surface.




WOODGRAIN | NATURAL FEEL



walnut finely stab
| NU 423 PoF |



walnut bright rustic
| NU 374 PoF |




walnut butcherblock
| NU 742 PoF |




chestnut oviedo
| KA 771 PoF |



butcherblock wenge
| BBL 739 PoF |*¹




butcherblock maron
| BBL 329 PoF |




butcherblock walnut
| BBL 467 PoF |



smoke butcherblock
| Ei 396 PoF |



noce butcherblock
| BBL 714 PoF |



bamboo dark stab
| B 716 PoF |




wenge
| WE 716 PoF |



belfort oak
| Ei 711 PoF |

METALLICA | MODERN



brushed stainless steel
| ME 478 Fs |

*¹ These decors are also available in HighGloss surface.

TECHNICAL INFORMATION | STANDARD FEATURES

Quality



food safe according to EN 1186 and EN 13130



light fast



heat resistant up to 230 °C



impact resistant according to ISO 13894



abrasion and scratch resistant



resistant to common household chemicals

Sizes



tri line profile
| AF 40/133 |



classic highgloss profile
| AF 40/113 |

AF 40/133 TRI Line Profile *1

AF 40/113 Classic HighGloss

ST 4100 x 600 x 39 mm single-postformed

ST 2050 x 600 x 39 mm single-postformed *2

ST 4100 x 670 x 39 mm double-postformed

ST 2050 x 670 x 39 mm double-postformed *2

ST 4100 x 900 x 39 mm double-postformed

ST 2050 x 900 x 39 mm double-postformed *2

SP 4100 x 900 x 39 mm single-postformed

SP 4100 x 1200 x 39 mm single-postformed

SP 4100 x 1200 x 39 mm double-postformed

AF 40/133 TRI Line Profile *1

ST 5200 x 600 x 39 mm single-postformed

ST 3150 x 600 x 39 mm single-postformed *2

ST 2600 x 600 x 39 mm single-postformed *2

ST 5200 x 650 x 39 mm single-postformed

ST 4100 x 650 x 39 mm single-postformed *2

ST 3150 x 650 x 39 mm single-postformed *2

ST 2600 x 650 x 39 mm single-postformed *2

ST 2050 x 650 x 39 mm single-postformed *2



*1 Also available cut- & edged via CutDesign (only single-sided tops).




*2 Cut-boards (2050/2600/3150 mm) ex our UK depot only available on STOCK products.

ST STOCK products

SP SPECIAL order items



order-no. 3-675 059 status: june 2009

-  Plywood/Formwork
-  Doors/Frames
-  Laminates/Elements

Westag & Getalit AG

Postfach 26 29 | 33375 Rheda-Wiedenbrück | Germany
t. +49 5242 17-5225 | f. +49 5242 17-5610
www.westag-getalit.de | le.export@westag-getalit.de
samplehotline@westag-getalit.de
www.getalit.co.uk | www.getacore.co.uk

